

POTTER COUNTY TREASURER

2016-2017
FIRST QUARTER
INVESTMENT REPORT



Commissioners' Court
January 23, 2017
Potter County Treasurer
Leann Jennings

County of Potter

STATE OF TEXAS

TREASURER'S OFFICE
900 S. POLK, SUITE 701
AMARILLO, TEXAS 79101-3412



PHONE: (806) 349-4834
FAX: (806) 349-4845
leannjennings@co.potter.tx.us

LEANN JENNINGS
COUNTY TREASURER

JANUARY, 2017

The Honorable Commissioners' Court
Potter County
Amarillo, Texas 79101

The Pubic Funds Investment Act requires that not less than quarterly under Section 2256.023, that the investment officer will prepare and submit to the Commissioners' Court a written report of investment transactions for all funds for the preceding reporting period within a reasonable time after the end of the period. This section also requires that the report reflect the following:

- A) The investment position of Potter County on the date of the report.
- B) A summary statement of each pooled fund group that states the:
 - a. Beginning market value for the reporting period;
 - b. Additions and changes to the market value during the period;
 - c. Ending market value for the period; and
 - d. Fully accrued interest for the period.
- C) State the book value and market value of each separately invested asset at the beginning and end of the reporting by the type of asset and fund type invested.
- D) State the maturity date of each separately invested asset that has a maturity date.
- E) State the account or fund or pooled group fund in the county for which each individual investment was acquired.
- F) And, state the compliance of the investment portfolio of the county as it relates to:
 - a. The investment strategy expressed in the county's investment policy;
 - b. Relevant provisions of this chapter.

This report will reflect the investment position of Potter County from October 1, 2016 through December 31, 2016.

The investment strategy for all funds for the first quarter of our 2016-2017 fiscal year was that of the investment pool in TexPool, TexPool Prime, Texas Class and Amarillo National Bank.

NOTE:

TexPool and Texas Class investments do not have a stated maturity, funds are available daily. Please see the monthly reports enclosed for ownership and changes in book and market value and their monthly information.

Respectfully,



Leann Jennings
Potter County Treasurer/Investment Officer

Potter County 2016-2017 Investment Committee:



Commissioner H.R. Kelly, Precinct 1



Kerry Hood, County Auditor



Tad Fowler, Assistant County Attorney

POTTER COUNTY DEPOSIT ACCOUNTS - INTEREST PAID

FOURTH QUARTER ACCOUNT:	2016-2017		OCTOBER		NOVEMBER		DECEMBER	
	INTEREST EARNED	ENDING BALANCE	INTEREST EARNED	ENDING BALANCE	INTEREST EARNED	ENDING BALANCE	INTEREST EARNED	
1) JUVENILE FUND	8.63	26,800.79	9.03	26,862.93	12.32			
2) JUVENILE PROBATION STATE FUND	51.04	161,713.37	54.49	182,272.66	83.60			
3) JUVENILE IV-E FUND	142.42	43,779.50	147.53	431,918.00	198.09			
4) JUVENILE PROBATION	227.01	1,169,438.98	394.08	1,590,186.40	729.30			
*5) DISBURSEMENT ACCOUNT	228.76	911,069.19	307.01	312,191.49	143.19			
6) INSURANCE ACCOUNT	195.12	661,876.63	223.04	586,363.14	268.93			
*7) CO. ATTY HOT CHECK FUND	35.71	108,266.45	36.48	103,246.02	47.36			
*8) DIST. ATTY HOT CHECK FUND	40.65	125,981.28	42.45	125,817.07	57.71			
9) DIST. ATTY FORFEITURE RELEASE	60.59	197,003.57	66.39	186,182.08	85.39			
10) GENERAL OPERATING FUND	6,235.61	7,509,938.95	4,939.36	8,412,625.87	5,930.25			
11) CO. CLK RECORDS MGMT&PRESERVATION	81.23	251,158.87	84.64	260,707.76	119.57			
12) ELECTION FUND	190.07	596,037.27	200.85	630,864.87	289.33			
13) VOTER REGISTRATION FUND	11.09	34,426.63	11.60	34,438.83	15.80			
14) INTEREST & SINKING ACCOUNT	647.06	2,079,024.47	700.59	2,165,328.99	993.07			
15) DETENTION CTR. COMMISSARY ACCOUNT	184.67	563,208.14	189.79	521,359.28	239.11			
*16) TAX OFC STATE & COUNTY TAXES	119.53	1,586,609.85	534.66	2,225,716.06	987.86			
*17) TAX OFC CREDIT CARD ACCOUNT	67.79	172,707.78	58.20	422,358.44	193.71			
*18) TAX OFC HIGHWAY FUNDS	183.47	536,895.92	180.92	428,123.46	196.35			
*19) TAX OFC VEH. INVENTORY TAX ESCROW	204.37	700,746.23	236.14	766,316.28	351.45			
20) LOCAL LAW ENFORCEMENT BLOCK GRANT	0.41	24,073.07	8.11	50,634.97	23.23			
21) TAX OFFICE IRP ACCOUNT	0.50	1,073.81	0.36	3,557.85	1.63			
<u>COMMUNITY SUPERVISION & CORRECTIONS DEPARTMENT:</u>								
22) CSCD UNCLAIMED RESTITUTION								
23) CSCD JUDICIAL FUND	171.93	329,204.84	110.94	706,313.05	323.94			
24) CSCD ACCOUNT	45.28	145,710.55	49.10	151,050.40	69.29			
25) CAPITAL PROJECTS 2003	432.01	1,255,634.90	423.13	1,080,319.17	495.47			
26) SO FEDERAL FORFEITURE	105.02	326,544.76	110.04	326,075.14	149.55			
27) DISTRICT CLERK RMPF	69.59	218,506.35	73.63	221,846.89	101.75			
28) TAX OFFICE ESCROW	71.75	45,194.07	15.23	13,720.02	6.30			
29) DA SEIZURE FUND	39.12	102,150.68	34.42	90,050.68	41.30			
30) CA FEDERAL FORFEITURE FUND	113.94	344,188.14	115.99	374,890.01	171.94			
31) TAX PAYER ACH	0.42	3,973.31	1.34	212,092.18	97.27			
32) SHERIFF ADMINISTRATION	14.00	16,581.20	5.59	59,426.49	27.26			
TOTAL	9,978.79	20,249,519.55	9,365.13	22,702,856.48	12,451.32			

* interest fees transferred into General Fund at the end of each month
 OCT INTEREST RATE: .38% General Acct.: .75%
 NOV INTEREST RATE: .41% General Acct.: .80%
 DEC INTEREST RATE: .54% General Acct.: .83%

DEPOSITORY INTEREST ACCOUNT DESCRIPTIONS

- 1) Juvenile Fund - \$5.00 Court Fee, run through Agency
- 2) Juvenile Probation State Fund - State grant money received monthly
- 3) Juvenile IV-E Fund - Federal grant money, reimbursements of claims submitted
- 4) Juvenile Probation - County funding (county contribution), quarterly
- 5) Disbursement Account - Wash account for all checks paid through the county, at the end of the month this should equal zero. Interest is transferred to the General Fund
- 6) Insurance Account - insurance payroll deductions, Potter-Randall Appraisal District, claim reimbursements
- 7) County Attorney Hot Check Fund - Agency Fund accounts for collection fees on "insufficient funds" checks in a capacity of agent for the County Attorney. Interest is transferred to the General Fund
- 8) District Attorney Hot Check Fund - Agency Fund accounts for collection fees on "insufficient funds" checks in a capacity of agent for the District Attorney. Interest is transferred to the General Fund
- 9) District Attorney Forfeiture Release - Agency Fund accounts for the holding of seized funds from District Court cases prior to the case being closed and the funds released
- 10) General Operating Fund - Account for the revenues and expenditures necessary to carry out basic governmental activities. Revenues are recorded by source, i.e., taxes, licenses, fines, fees, etc. Expenditures are recorded first by function and then by department, expenditures are made primarily for current day-to-day operating expenses and operating equipment
- 11) County Clerk Records Management & Preservation - accounts for revenues derived from the records management and preservation fees collected by the County Clerk on all recorded documents. The revenues are to be used for specific records preservation and automation projects by and for the County Clerk's Office
- 12) Election Fund - accounts for revenues from local political parties. The revenues are to be used to pay only those expenses related to elections
- 13) Voter Registration Fund - accounts for the allocation from the State of Texas. The revenues are to be used to pay only those expenses related to voter registration
- 14) Interest & Sinking Account - accounts for the accumulation of resources for and the payment of general long-term debt principal and interest
- 15) Detention Ctr. Commissary Account - accounts for proceeds from sale of commissary items at detention center
- 16) Tax Ofc State & County Taxes - Collection of taxes, court costs, misc. fees, beer & wine, liquor, tax certificates, trustee sale, excess proceeds, escrow taxes, attorney fees. Payment is disbursed to entities either daily or monthly. Interest is transferred to the General Fund
- 17) Tax Ofc Credit Card Account - Highway Department and Tax side of credit card collections. Holding account for Tax acct # 772968 and Highway acct # 772976. Collect: Tax and 3% surcharge. Disburse funds to each account after verification with bank statement. Interest is transferred to General Account
- 18) Tax Ofc Highway Funds - (New account opened 6/04) Collection of motor vehicles fees, i.e., registration, title fees, sales tax, county Road & Bridge fees, state Road & Bridge fees, Road & Bridge retainage, etc., collected for the state. Interest is transferred to General Account

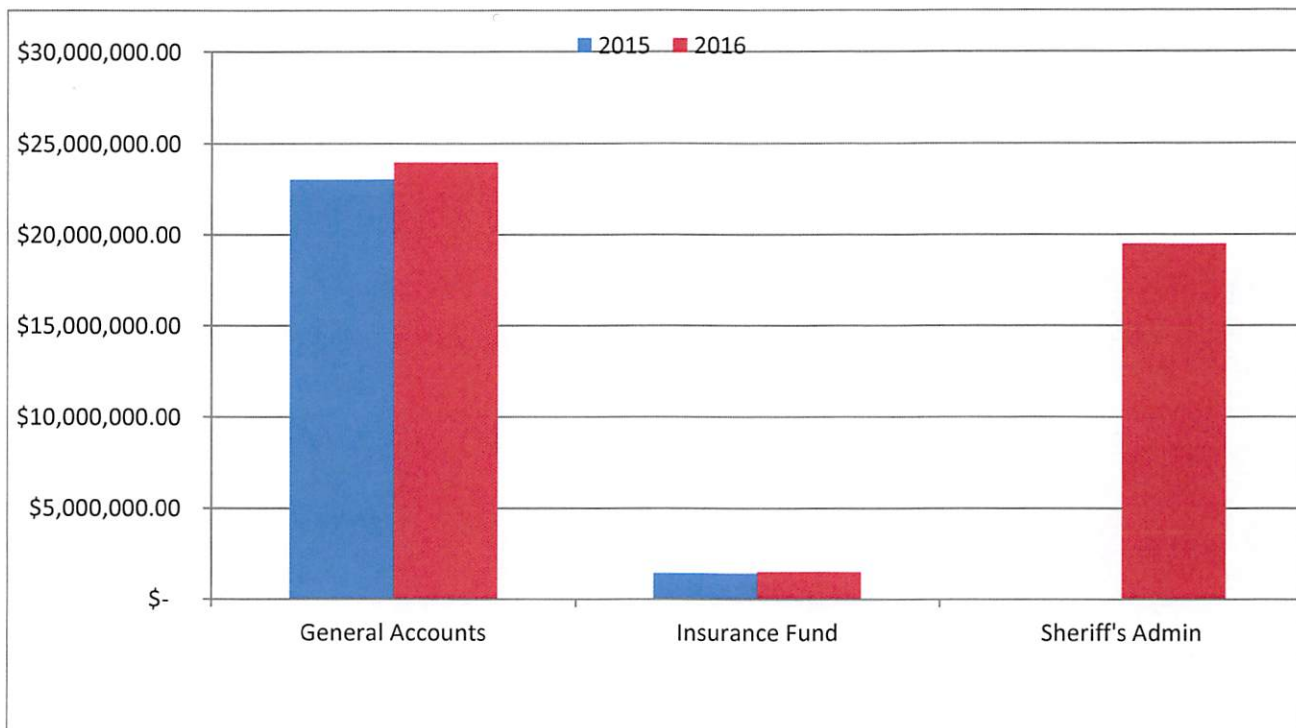
- 19) **Tax Ofc Veh Inventory Tax Escrow** - State fees collected through dealerships for Inventory Tax, monies collected is deposited to TexPool monthly. Interest remains in account and transferred to TexPool annually
- 20) **Local Law Enforcement Block Grant** - accounts for the grant monies received from the Bureau of Justice Assistance. These monies are to be used to underwrite projects to reduce crime and improve public safety
- 21) **Tax Ofc IRP Account** holding account for monies collected from the Texas Department of Transportation from other state registration offices for proportioned tax on semi-tractors to be disbursed as payments are received from State Comptroller's office
- 22) **CSCD Unclaimed Restitution** - accounts for monies unable to reimburse through the CSCD Account, held for 90 days and submitted to State Comptroller. Interest is transferred to the Judicial Account
- 23) **CSCD Judicial Fund** - accounts for monies received from probation fees and state funding. CSCD disbursement account. Interest remains in this account
- 24) **CSCD Account** - wash account for all court costs, fines and restitutions. Interest from account is transferred to the Judicial Account
- 25) **Capital Projects 2003 Fund** - accounts for the proceeds from certificates of obligation issued for constructing, renovating and improving county owned buildings, the purchase of land and right-of-way for authorized needs and purposes, and professional services relating to such projects
- 26) **SO Federal Forfeiture Fund** - accounts for Federal assets seized with a percentage given to the county, governed by the Department of Treasury
- 27) **District Clerk Records Management & Preservation Fund** - accounts for revenues derived from the records management and preservation fees collected by the District Clerk on all recorded documents
- 28) **Tax Office Property Tax Escrow** - prepayment of future taxes
- 29) **District Attorney Seizure Funds** - accounts for the holding of seized funds from cases prior to the case being closed and funds released
- 30) **CA Federal Forfeiture Fund** - seized funds that have been released to the County Attorney through a judgement in Court. Proceeds are to be used solely for the official purposes of that office after a budget for the expenditure of the proceeds has been submitted to the commissioners court
- 31) **Potter County Tax Payer ACH Fund** - tax payers' wire transfer payments
- 32) **Sheriff's Office Administration** - accounts for county funds and the proceeds from certificates of obligation issued during construction and professional services relating to such project



Potter County
 TexPool Investment Accounts
 for First Quarter 2016-2017



INVESTMENT COMPARISON OF DEC. 31, 2015 TO DEC. 31, 2016			
Texas Local Government Investment Pool TexPool		Balance as of Dec. 31, 2015	Balance as of Dec. 31, 2016
TexPool, TexPool Prime, Texas Class, Amarillo National Bank	General Accounts	\$ 23,051,646.98	\$ 23,975,889.20
TexPool, ANB	Insurance Fund	\$ 1,418,695.88	\$ 1,510,900.39
TexPool, ANB	Sheriff's Admin	\$ -	\$ 19,492,232.55



TexPool Investment Accounts

TEXPOOL SUMMARY		OCTOBER THROUGH DECEMBER 31, 2016						Portfolio Value			
Texas Local Government Investment Pool		Beginning Balance	Total Deposits	Total Withdrawals	Month To Date Interest	Year To Date Interest	Ending Balance	Market Value Oct thru Dec 2016	Share Price Oct 1 thru Dec 31, 2016	Shares Owned Oct 1 thru Dec 31, 2016	Market Value Oct thru Dec 31, 2016
	Month										
General Account	OCT	\$ 399,677.72	\$ -	\$ -	\$ 129.94	\$ 1,148.51	\$ 399,807.66	\$ 399,677.72	\$ 1.00	399,807.660	\$ 399,807.66
	NOV	\$ 399,807.66	\$ -	\$ -	\$ 130.99	\$ 1,279.50	\$ 399,938.65	\$ 399,807.66	\$ 1.00	399,938.650	\$ 399,938.65
	DEC	\$ 399,938.65	\$ -	\$ -	\$ 155.22	\$ 1,434.72	\$ 400,093.87	\$ 399,938.65	\$ 1.00	400,093.870	\$ 400,093.87
Capital Projects 2003	OCT	\$ 6,556,264.89	\$ -	\$ -	\$ 2,131.36	\$ 18,841.05	\$ 6,556,333.64	\$ 6,556,264.89	\$ 1.00	6,558,396.250	\$ 6,558,396.25
	NOV	\$ 6,558,396.25	\$ -	\$ -	\$ 2,149.00	\$ 20,990.05	\$ 6,558,467.88	\$ 6,558,396.25	\$ 1.00	6,560,545.250	\$ 6,560,545.25
	DEC	\$ 6,560,545.25	\$ -	\$ -	\$ 2,546.54	\$ 23,536.59	\$ 6,560,709.54	\$ 6,560,545.25	\$ 1.00	6,563,091.790	\$ 6,563,091.79
Insurance Fund	OCT	\$ 30,835.34	\$ -	\$ -	\$ 9.99	\$ 88.67	\$ 30,845.33	\$ 30,835.34	\$ 1.00	30,845.330	\$ 30,845.53
	NOV	\$ 30,845.33	\$ -	\$ -	\$ 10.08	\$ 98.75	\$ 30,845.67	\$ 30,845.33	\$ 1.00	30,855.410	\$ 30,855.41
	DEC	\$ 30,855.41	\$ -	\$ -	\$ 11.95	\$ 110.70	\$ 30,867.36	\$ 30,855.41	\$ 1.00	30,867.360	\$ 30,867.36



First Quarter 2016-2017
Potter County

TexPool Prime Investment Accounts

TEXPOOL PRIME SUMMARY		OCT 1 THROUGH DECEMBER 31, 2016						Portfolio Value			
Texas Local Government Investment Pool	Month	Beginning Balance	Total Deposits	Total Withdrawals	Month To Date Interest	Year To Date Interest	Ending Balance	Market Value Oct thru Dec 31, 2016	Share Price Oct 1 thru Dec 31, 2016	Shares Owned Oct 1 thru Dec 31, 2016	Market Value Oct thru Dec 31, 2016
General Account	OCT	\$ 51,425.57	\$ -	\$ -	\$ 31.58	\$ 19,634.82	\$ 51,457.15	\$ 51,425.57	\$ 1.00	51,457.150	\$ 51,457.15
	NOV	\$ 51,457.15	\$ -	\$ -	\$ 31.35	\$ 19,666.17	\$ 51,488.50	\$ 51,457.15	\$ 1.00	51,488.500	\$ 51,488.50
	DEC	\$ 51,488.50	\$ -	\$ -	\$ 35.66	\$ 19,701.83	\$ 51,524.16	\$ 51,488.50	\$ 1.00	51,524.160	\$ 51,524.16

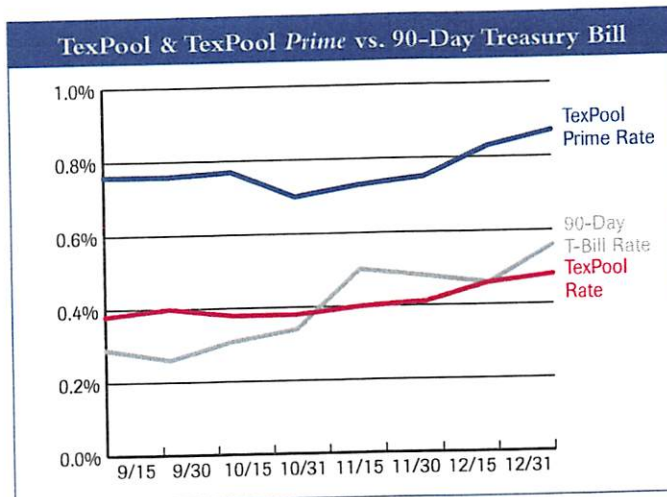
20



Monthly Newsletter: January 2017

Performance as of December 31, 2016

	TexPool	TexPool Prime
Current Invested Balance	\$15,967,120,164.89	\$2,987,613,836.55
Weighted Average Maturity**	43 Days	47 Days
Weighted Average Life**	85 Days	63 Days
Net Asset Value	1.00014	1.00018
Total Number of Participants	2,382	227
Management Fee on Invested Balance	0.0473%	0.0638%
Interest Distributed	\$5,607,540.15	\$1,927,781.21
Management Fee Collected	\$541,903.77	\$129,943.91
Standard & Poor's Current Rating	AAAm	AAAm
Month Averages		
Average Invested Balance	\$14,447,399,311.06	\$2,779,539,651.57
Average Monthly Rate*	0.46%	0.81%
Average Weighted Average Maturity**	43	50
Average Weighted Average Life**	90	69



90-Day Treasury Bill is a short-term debt instrument backed by the national government. These are used to collect immediate cash to meet outstanding obligations.

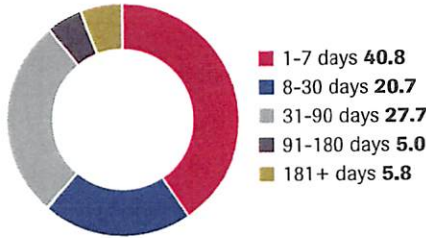
Any private investor can invest in a Treasury bill. The 90-Day Treasury Bill is a weighted average rate of the weekly auctions of 90-Day Treasury Bills.

Past performance is no guarantee of future results.



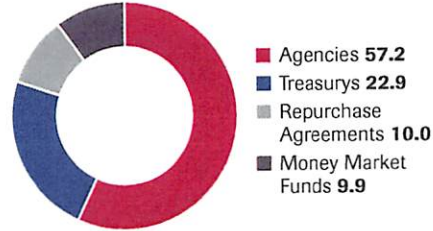
Portfolio by Maturity (%)

As of December 31, 2016



Portfolio by Type of Investment (%)

As of December 31, 2016



Portfolio Asset Summary as of December 31, 2016

	Book Value	Market Value
Uninvested Balance	-\$188,185.17	-\$188,185.17
Receivable for Investments Sold	0.00	0.00
Accrual of Interest Income	20,111,806.92	20,111,806.92
Interest and Management Fees Payable	-5,608,147.74	-5,608,147.74
Payable for Investments Purchased	-299,653,500.00	-299,653,500.00
Accrued Expenses & Taxes	-36,518.42	-36,518.42
US Treasury Inflation Protected Securities	332,224,197.59	332,055,922.04
Repurchase Agreements	1,621,673,000.00	1,621,673,000.00
Mutual Fund Investments	1,615,022,103.88	1,615,022,103.88
Government Securities	9,297,905,563.28	9,300,323,053.14
US Treasury Bills	459,678,116.76	459,687,497.06
US Treasury Notes	2,925,991,727.79	2,925,774,236.00
Total	\$15,967,120,164.89	\$15,969,161,267.71

Market value of collateral supporting the Repurchase Agreements is at least 102% of the Book Value. The portfolio is managed by Federated Investment Counseling and the assets are safe kept in a separate custodial account at State Street Bank in the name of TexPool. The only source of payment to the Participants is the assets of TexPool. There is no secondary source of payment for the pool such as insurance or State guarantee. Should you require a copy of the portfolio, please contact TexPool Participant Services.

Participant Summary

	Number of Participants	Balance
School District	577	\$5,142,342,217.65
Higher Education	57	\$1,034,870,527.00
Healthcare	81	\$545,085,489.63
Utility District	749	\$2,149,185,333.79
City	455	\$3,908,207,804.17
County	182	\$1,647,939,101.91
Other	281	\$1,531,231,639.77

**Definition of Weighted Average Maturity and Weighted Average Life

WAM is the mean average of the periods of time remaining until the securities held in TexPool (a) are scheduled to be repaid, (b) would be repaid upon a demand by TexPool, or (c) are scheduled to have their interest rate readjusted to reflect current market rates. Securities with adjustable rates payable upon demand are treated as maturing on the earlier of the two dates set forth in (b) and (c) if their scheduled maturity is 397 days or less; and the later of the two dates set forth in (b) and (c) if their scheduled maturity is more than 397 days. The mean is weighted based on the percentage of the amortized cost of the portfolio invested in each period.

WAL is calculated in the same manner as WAM, but is based solely on the periods of time remaining until the securities held in TexPool (a) are scheduled to be repaid or (b) would be repaid upon a demand by TexPool, without reference to when interest rates of securities within TexPool are scheduled to be readjusted.



Daily Summary

Date	Money Mkt. Fund Equiv. (SEC Std.)	Dividend Factor	TexPool Invested Balance	NAV	WAM Days	WAL Days
10/1	0.3950	0.000010822	\$13,342,868,248.34	1.00031	44	79
10/2	0.3950	0.000010822	\$13,342,868,248.34	1.00031	44	79
10/3	0.3938	0.000010788	\$13,191,234,648.86	1.00030	43	78
10/4	0.3876	0.000010618	\$13,256,869,304.44	1.00029	43	78
10/5	0.3907	0.000010703	\$13,228,419,139.86	1.00029	44	77
10/6	0.3896	0.000010673	\$13,116,041,223.54	1.00030	45	78
10/7	0.3831	0.000010495	\$13,298,084,184.13	1.00029	44	77
10/8	0.3831	0.000010495	\$13,298,084,184.13	1.00029	44	77
10/9	0.3831	0.000010495	\$13,298,084,184.13	1.00029	44	77
10/10	0.3831	0.000010495	\$13,298,084,184.13	1.00029	44	77
10/11	0.3826	0.000010483	\$13,012,549,036.12	1.00029	41	75
10/12	0.3843	0.000010528	\$12,969,444,160.37	1.00030	42	74
10/13	0.3853	0.000010556	\$12,925,022,242.17	1.00035	41	73
10/14	0.3809	0.000010436	\$12,969,332,240.29	1.00035	41	73
10/15	0.3809	0.000010436	\$12,969,332,240.29	1.00035	41	73
10/16	0.3809	0.000010436	\$12,969,332,240.29	1.00035	41	73
10/17	0.3797	0.000010404	\$12,985,821,452.86	1.00035	39	71
10/18	0.3761	0.000010303	\$12,931,189,885.17	1.00035	41	78
10/19	0.3773	0.000010336	\$12,884,292,283.88	1.00035	42	83
10/20	0.3768	0.000010323	\$12,820,364,172.17	1.00034	41	82
10/21	0.3751	0.000010277	\$13,054,424,657.33	1.00033	40	80
10/22	0.3751	0.000010277	\$13,054,424,657.33	1.00033	40	80
10/23	0.3751	0.000010277	\$13,054,424,657.33	1.00033	40	80
10/24	0.3841	0.000010522	\$12,915,798,300.39	1.00036	41	82
10/25	0.3796	0.000010400	\$13,525,974,217.81	1.00034	39	78
10/26	0.3819	0.000010463	\$13,419,957,559.84	1.00033	39	78
10/27	0.3829	0.000010491	\$13,440,377,490.98	1.00033	38	77
10/28	0.3809	0.000010436	\$13,278,804,696.87	1.00033	37	77
10/29	0.3809	0.000010436	\$13,278,804,696.87	1.00033	37	77
10/30	0.3809	0.000010436	\$13,278,804,696.87	1.00033	37	77
10/31	0.3805	0.000010424	\$13,245,284,982.67	1.00033	35	75
Average:	0.3828	0.000010487	\$13,150,141,874.77	1.00032	41	77



Daily Summary

Date	Money Mkt. Fund Equiv. (SEC Std.)	Dividend Factor	TexPool Invested Balance	NAV	WAM Days	WAL Days
11/1	0.3818%	0.000010461	\$13,125,364,874.37	1.00033	35	76
11/2	0.3835%	0.000010506	\$13,144,737,456.42	1.00033	37	79
11/3	0.3832%	0.000010498	\$13,333,194,926.96	1.00033	41	81
11/4	0.3933%	0.000010776	\$13,340,939,803.41	1.00031	41	82
11/5	0.3933%	0.000010776	\$13,340,939,803.41	1.00031	41	82
11/6	0.3933%	0.000010776	\$13,340,939,803.41	1.00031	41	82
11/7	0.3742%	0.000010252	\$13,349,847,540.61	1.00031	40	80
11/8	0.3874%	0.000010614	\$13,351,316,742.97	1.00030	41	81
11/9	0.3921%	0.000010742	\$13,400,374,610.73	1.00029	42	82
11/10	0.3969%	0.000010873	\$13,513,338,330.03	1.00026	44	85
11/11	0.3969%	0.000010873	\$13,513,338,330.03	1.00026	44	85
11/12	0.3969%	0.000010873	\$13,513,338,330.03	1.00026	44	85
11/13	0.3969%	0.000010873	\$13,513,338,330.03	1.00026	44	85
11/14	0.4029%	0.000011037	\$13,625,666,084.00	1.00022	43	85
11/15	0.4006%	0.000010976	\$13,369,839,536.51	1.00021	46	95
11/16	0.4052%	0.000011101	\$13,349,726,435.46	1.00021	47	96
11/17	0.4053%	0.000011105	\$13,405,184,918.70	1.00020	48	98
11/18	0.4048%	0.000011091	\$13,285,823,302.28	1.00014	47	98
11/19	0.4048%	0.000011091	\$13,285,823,302.28	1.00014	47	98
11/20	0.4048%	0.000011091	\$13,285,823,302.28	1.00014	47	98
11/21	0.4039%	0.000011066	\$13,300,777,529.62	1.00014	46	97
11/22	0.4048%	0.000011090	\$13,296,027,938.42	1.00013	46	97
11/23	0.4056%	0.000011113	\$13,368,239,417.94	1.00011	45	96
11/24	0.4056%	0.000011113	\$13,368,239,417.94	1.00011	45	96
11/25	0.4074%	0.000011161	\$13,663,276,517.31	1.00011	43	94
11/26	0.4074%	0.000011161	\$13,663,276,517.31	1.00011	43	94
11/27	0.4074%	0.000011161	\$13,663,276,517.31	1.00011	43	94
11/28	0.4059%	0.000011121	\$13,795,301,874.77	1.00012	41	91
11/29	0.4043%	0.000011078	\$13,805,414,814.43	1.00012	41	90
11/30	0.4097%	0.000011224	\$13,753,707,581.25	1.00013	45	93
Average:	0.3987%	0.000010922	\$13,435,547,796.34	1.00021	43	89



Daily Summary

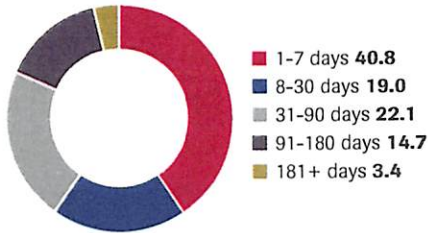
Date	Money Mkt. Fund Equiv. (SEC Std.)	Dividend Factor	TexPool Invested Balance	NAV	WAM Days	WAL Days
12/1	0.4086%	0.000011195	\$13,758,416,298.00	1.00014	46	92
12/2	0.4300%	0.000011781	\$13,590,040,754.00	1.00017	49	100
12/3	0.4300%	0.000011781	\$13,590,040,754.00	1.00017	49	100
12/4	0.4300%	0.000011781	\$13,590,040,754.00	1.00017	49	100
12/5	0.4286%	0.000011743	\$13,643,724,340.00	1.00017	47	97
12/6	0.4316%	0.000011824	\$13,614,242,931.00	1.00015	47	97
12/7	0.4311%	0.000011811	\$13,650,880,544.00	1.00015	47	97
12/8	0.4331%	0.000011867	\$13,605,909,618.00	1.00013	47	96
12/9	0.4277%	0.000011719	\$13,934,567,874.00	1.00011	45	94
12/10	0.4277%	0.000011719	\$13,934,567,874.00	1.00011	45	94
12/11	0.4277%	0.000011719	\$13,934,567,874.00	1.00011	45	94
12/12	0.4279%	0.000011724	\$13,952,989,985.00	1.00010	43	90
12/13	0.4319%	0.000011833	\$13,935,369,383.00	1.00008	43	95
12/14	0.4337%	0.000011881	\$13,921,713,050.00	1.00009	43	94
12/15	0.4649%	0.000012736	\$13,957,940,364.00	1.00010	42	93
12/16	0.4719%	0.000012930	\$13,961,434,108.00	1.00015	42	94
12/17	0.4719%	0.000012930	\$13,961,434,108.00	1.00015	42	94
12/18	0.4719%	0.000012930	\$13,961,434,108.00	1.00015	42	94
12/19	0.4810%	0.000013177	\$13,984,890,691.00	1.00015	40	91
12/20	0.4768%	0.000013062	\$14,206,281,527.00	1.00013	39	89
12/21	0.4745%	0.000013001	\$14,689,509,545.00	1.00013	38	83
12/22	0.4852%	0.000013292	\$14,838,900,500.00	1.00012	39	85
12/23	0.4850%	0.000013288	\$15,290,234,269.00	1.00012	39	84
12/24	0.4850%	0.000013288	\$15,290,234,269.00	1.00012	39	84
12/25	0.4850%	0.000013288	\$15,290,234,269.00	1.00012	39	84
12/26	0.4850%	0.000013288	\$15,290,234,269.00	1.00012	39	84
12/27	0.4867%	0.000013334	\$16,140,395,322.00	1.00011	35	76
12/28	0.4877%	0.000013362	\$16,153,729,967.00	1.00011	35	77
12/29	0.4974%	0.000013628	\$16,261,178,964.00	1.00010	40	81
12/30	0.4790%	0.000013123	\$15,967,120,164.89	1.00014	43	85
12/31	0.4790%	0.000013123	\$15,967,120,164.89	1.00014	43	85
Average:	0.4570%	0.000012521	\$14,447,399,311.06	1.00013	43	90



TEXPOOL PRIME

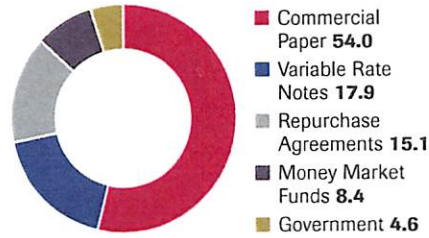
Portfolio by Maturity (%)

As of December 31, 2016



Portfolio by Type of Investment (%)

As of December 31, 2016



Portfolio Asset Summary as of December 31, 2016

	Book Value	Market Value
Uninvested Balance	\$72.16	\$72.16
Receivable for Investments Sold	0.00	0.00
Accrual of Interest Income	1,256,358.23	1,256,358.23
Interest and Management Fees Payable	-1,927,784.22	-1,927,784.22
Payable for Investments Purchased	0.00	0.00
Accrued Expenses & Taxes	-9,053.60	-9,053.60
Repurchase Agreements	451,986,000.00	451,986,000.00
Commercial Paper	1,612,122,632.26	1,612,319,419.25
Bank Instruments	0.00	0.00
Mutual Fund Investments	252,099,980.05	252,091,990.80
Government Securities	136,830,729.51	136,814,214.00
Variable Rate Notes	535,254,902.16	535,633,735.00
Total	\$2,987,613,836.55	\$2,988,164,951.62

Market value of collateral supporting the Repurchase Agreements is at least 102% of the Book Value. The portfolio is managed by Federated Investment Counseling and the assets are safe kept in a separate custodial account at State Street Bank in the name of TexPool Prime. The assets of TexPool Prime are the only source of payments to the Participants. There is no secondary source of payment for the pool such as insurance or State guarantee. Should you require a copy of the portfolio, please contact TexPool Participant Services

Participant Summary

	Number of Participants	Balance
School District	92	\$1,530,246,336.72
Higher Education	11	\$160,513,998.50
Healthcare	11	\$224,082,547.26
Utility District	10	\$252,235,839.84
City	46	\$379,098,787.52
County	28	\$200,813,823.67
Other	29	\$240,635,389.55



TEXPOOL PRIME

Daily Summary

Date	Money Mkt. Fund Equiv. (SEC Std.)	Dividend Factor	TexPool Prime Invested Balance	NAV	WAM Days	WAL Days
10/1	0.7592%	0.000020799	\$2,366,773,314.32	1.00017	48	65
10/2	0.7592%	0.000020799	\$2,366,773,314.32	1.00017	48	65
10/3	0.6793%	0.000018612	\$2,496,044,884.14	1.00017	44	59
10/4	0.7097%	0.000019444	\$2,426,866,573.02	1.00016	46	62
10/5	0.7091%	0.000019428	\$2,460,763,911.31	1.00018	47	63
10/6	0.7261%	0.000019892	\$2,402,060,123.70	1.00018	49	66
10/7	0.7220%	0.000019781	\$2,365,297,852.82	1.00015	50	67
10/8	0.7220%	0.000019781	\$2,365,297,852.82	1.00015	50	67
10/9	0.7220%	0.000019781	\$2,365,297,852.82	1.00015	50	67
10/10	0.7220%	0.000019781	\$2,365,297,852.82	1.00015	50	67
10/11	0.6940%	0.000019014	\$2,361,350,309.17	1.00020	48	64
10/12	0.7238%	0.000019831	\$2,356,550,610.90	1.00019	48	63
10/13	0.7348%	0.000020131	\$2,341,063,806.33	1.00020	48	66
10/14	0.7748%	0.000021228	\$2,366,936,532.73	1.00017	48	65
10/15	0.7748%	0.000021228	\$2,366,936,532.73	1.00017	48	65
10/16	0.7748%	0.000021228	\$2,366,936,532.73	1.00017	48	65
10/17	0.7228%	0.000019802	\$2,421,696,755.71	1.00021	44	61
10/18	0.7032%	0.000019266	\$2,420,146,450.71	1.00021	45	63
10/19	0.7001%	0.000019180	\$2,420,056,689.22	1.00021	44	64
10/20	0.7124%	0.000019518	\$2,391,560,546.38	1.00021	46	66
10/21	0.7169%	0.000019642	\$2,394,009,130.99	1.00020	46	66
10/22	0.7169%	0.000019642	\$2,394,009,130.99	1.00020	46	66
10/23	0.7169%	0.000019642	\$2,394,009,130.99	1.00020	46	66
10/24	0.7097%	0.000019444	\$2,384,747,876.06	1.00023	45	64
10/25	0.7085%	0.000019412	\$2,420,729,419.67	1.00023	44	62
10/26	0.7154%	0.000019599	\$2,443,400,111.38	1.00024	43	63
10/27	0.7167%	0.000019635	\$2,443,350,851.71	1.00026	43	63
10/28	0.7203%	0.000019733	\$2,404,814,220.27	1.00025	43	64
10/29	0.7203%	0.000019733	\$2,404,814,220.27	1.00025	43	64
10/30	0.7203%	0.000019733	\$2,404,814,220.27	1.00025	43	64
10/31	0.7040%	0.000019288	\$2,406,149,734.26	1.00029	41	61
Average:	0.7230%	0.000019807	\$2,396,405,043.41	1.00020	46	64



TEXPOOL PRIME

Daily Summary

Date	Money Mkt. Fund Equiv. (SEC Std.)	Dividend Factor	TexPool Prime Invested Balance	NAV	WAM Days	WAL Days
11/1	0.7125%	0.000019520	\$2,433,352,658.10	1.00030	40	60
11/2	0.7124%	0.000019519	\$2,396,104,187.80	1.00030	41	60
11/3	0.7134%	0.000019546	\$2,411,017,220.97	1.00030	41	62
11/4	0.7331%	0.000020085	\$2,411,034,825.45	1.00028	41	63
11/5	0.7331%	0.000020085	\$2,411,034,825.45	1.00028	41	63
11/6	0.7331%	0.000020085	\$2,411,034,825.45	1.00028	41	63
11/7	0.7285%	0.000019958	\$2,396,623,109.48	1.00032	40	62
11/8	0.7287%	0.000019964	\$2,399,787,577.27	1.00031	39	63
11/9	0.7364%	0.000020176	\$2,363,921,344.58	1.00032	41	63
11/10	0.7201%	0.000019730	\$2,399,527,204.62	1.00028	40	63
11/11	0.7201%	0.000019730	\$2,399,527,204.62	1.00028	40	63
11/12	0.7201%	0.000019730	\$2,399,527,204.62	1.00028	40	63
11/13	0.7201%	0.000019730	\$2,399,527,204.62	1.00028	40	63
11/14	0.7285%	0.000019959	\$2,419,670,983.40	1.00032	38	60
11/15	0.7301%	0.000020003	\$2,400,291,197.40	1.00031	43	64
11/16	0.7044%	0.000019299	\$2,409,039,614.02	1.00030	45	67
11/17	0.7799%	0.000021368	\$2,408,794,500.62	1.00031	49	71
11/18	0.7718%	0.000021145	\$2,379,862,102.42	1.00029	50	73
11/19	0.7718%	0.000021145	\$2,379,862,102.42	1.00029	50	73
11/20	0.7718%	0.000021145	\$2,379,862,102.42	1.00029	50	73
11/21	0.7515%	0.000020589	\$2,382,205,257.05	1.00031	48	70
11/22	0.7643%	0.000020940	\$2,328,584,971.41	1.00032	49	72
11/23	0.7490%	0.000020521	\$2,347,627,975.83	1.00031	50	72
11/24	0.7490%	0.000020521	\$2,347,627,975.83	1.00031	50	72
11/25	0.7561%	0.000020714	\$2,361,265,255.03	1.00032	51	72
11/26	0.7561%	0.000020714	\$2,361,265,255.03	1.00032	51	72
11/27	0.7561%	0.000020714	\$2,361,265,255.03	1.00032	51	72
11/28	0.7422%	0.000020334	\$2,414,137,439.19	1.00034	48	69
11/29	0.7592%	0.000020799	\$2,429,078,475.13	1.00034	50	71
11/30	0.7511%	0.000020579	\$2,446,310,599.43	1.00034	49	70
Average:	0.7402%	0.000020278	\$2,392,959,015.16	1.00031	45	67



TEXPOOL PRIME

Daily Summary

Date	Money Mkt. Fund Equiv. (SEC Std.)	Dividend Factor	TexPool Prime Invested Balance	NAV	WAM Days	WAL Days
12/1	0.7585%	0.000020781	\$2,499,523,490.00	1.00032	50	69
12/2	0.7340%	0.000020110	\$2,620,188,073.00	1.00028	48	68
12/3	0.7340%	0.000020110	\$2,620,188,073.00	1.00028	48	68
12/4	0.7340%	0.000020110	\$2,620,188,073.00	1.00028	48	68
12/5	0.7285%	0.000019959	\$2,661,232,593.00	1.00030	46	65
12/6	0.7631%	0.000020907	\$2,626,256,213.00	1.00031	49	70
12/7	0.7455%	0.000020425	\$2,681,508,816.00	1.00032	48	70
12/8	0.7558%	0.000020706	\$2,735,543,676.00	1.00030	50	71
12/9	0.7579%	0.000020765	\$2,783,769,503.00	1.00027	52	72
12/10	0.7579%	0.000020765	\$2,783,769,503.00	1.00027	52	72
12/11	0.7579%	0.000020765	\$2,783,769,503.00	1.00027	52	72
12/12	0.7750%	0.000021234	\$2,782,964,004.00	1.00028	50	70
12/13	0.7776%	0.000021304	\$2,799,526,288.00	1.00027	51	69
12/14	0.7975%	0.000021848	\$2,755,613,142.00	1.00028	52	71
12/15	0.8273%	0.000022665	\$2,783,247,356.00	1.00020	51	70
12/16	0.8403%	0.000023023	\$2,775,891,766.00	1.00016	52	71
12/17	0.8403%	0.000023023	\$2,775,891,766.00	1.00016	52	71
12/18	0.8403%	0.000023023	\$2,775,891,766.00	1.00016	52	71
12/19	0.8523%	0.000023351	\$2,754,552,130.00	1.00021	50	69
12/20	0.8602%	0.000023568	\$2,772,891,707.00	1.00021	50	68
12/21	0.8620%	0.000023616	\$2,792,349,049.00	1.00021	50	68
12/22	0.8568%	0.000023474	\$2,869,008,853.00	1.00018	48	66
12/23	0.8794%	0.000024093	\$2,858,208,553.00	1.00014	51	69
12/24	0.8794%	0.000024093	\$2,858,208,553.00	1.00014	51	69
12/25	0.8794%	0.000024093	\$2,858,208,553.00	1.00014	51	69
12/26	0.8794%	0.000024093	\$2,858,208,553.00	1.00014	51	69
12/27	0.8770%	0.000024028	\$2,862,828,710.00	1.00019	48	65
12/28	0.8870%	0.000024300	\$2,888,275,432.00	1.00019	48	65
12/29	0.8865%	0.000024287	\$2,952,797,832.00	1.00019	47	64
12/30	0.8670%	0.000023754	\$2,987,613,836.55	1.00018	47	63
12/31	0.8670%	0.000023754	\$2,987,613,836.55	1.00018	47	63
Average:	0.8148%	0.000022323	\$2,779,539,651.68	1.00023	50	69

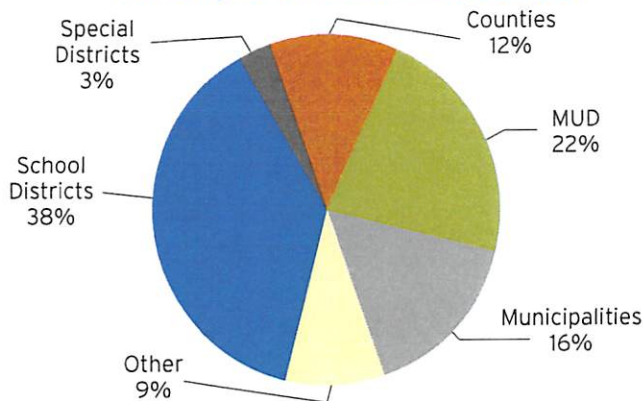


The**FUND**

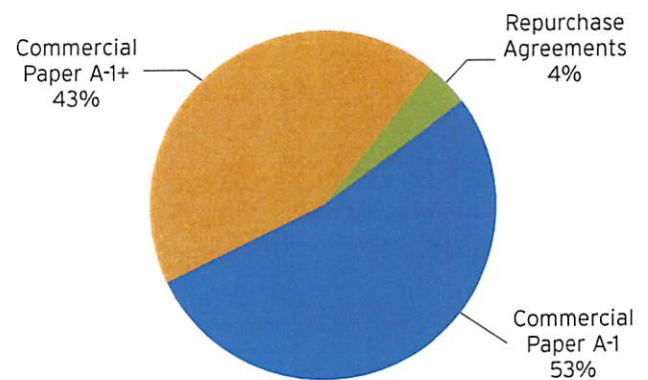
Fund Highlights as of November 30, 2016 (Unaudited)

The following information is provided in accordance with Texas state statute 2256.0016. As of November 30, 2016 the portfolio contained the following types of securities:

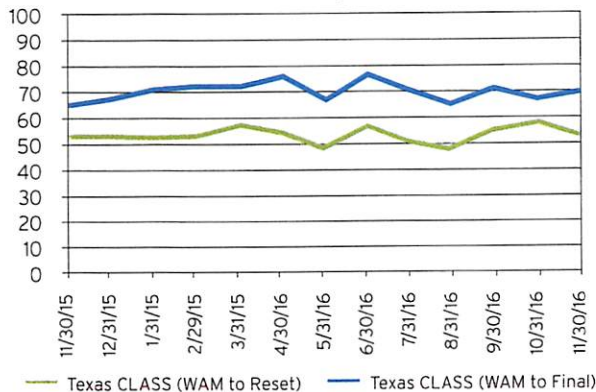
Participant Asset Distribution



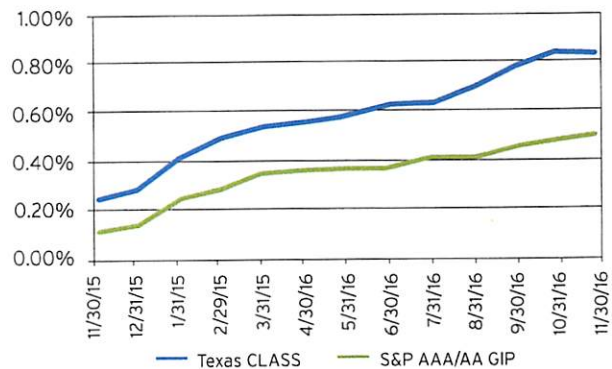
Portfolio Distribution



Weighted Average Maturity (In Days)



Texas CLASS vs S&P AAA/AA GIP* (30 Day Avg Yields)



Month	Avg Daily Yields**	WAM (to Reset)***	NAV	Month Ending Net Assets
Sep-16	0.77%	56	1.00	\$4,596,083,081
Oct-16	0.83%	58	1.00	\$4,708,868,485
Nov-16	0.83%	52	1.00	\$4,923,604,839

** 30 day yield as of the last day of the month

*** As of the end of the last day of the month

Data Unaudited. All comments and discussion presented are purely based on opinion and assumptions, not fact, and these assumptions may or may not be correct based on foreseen and unforeseen events. The information above is not a recommendation to buy, sell, implement or change any securities or investment strategy, function or process. Any financial and/or investment decision should be made only after considerable research, consideration and involvement with an experienced professional engaged for the specific purpose. Additionally, past performance is not an indication of future performance. Any financial and/or investment decision may incur losses.

*The benchmark, the S&P US AAA & AA Rated GIP All 30 Day Net Yield (LGIP30D) is a performance indicator of rated GIPs that maintain a stable net asset value of \$1.00 per share and is an unmanaged market index representative of the LGIP universe. The S&P benchmark utilized in this comparison is a composite of all rated stable net asset value pools. GIPs in the index include only those rated based on Standard & Poor's money market criteria. Pools rated 'AAAm' provide excellent safety and a superior capacity to maintain principal value while those rated 'AAm' offer very good safety and a strong capacity to maintain principal value (Source: Standard & Poor's website.) The comparison between this index and the portfolio may differ in holdings, duration and percentage composition of each holding. Such differences may account for variances in yield.

TEXAS COOPERATIVE LIQUID ASSETS SECURITIES SYSTEM

RATE HISTORY

Texas CLASS Rate History						
October 2016						
Date	Daily Rate	YTD Yield (%)	7-Day Yield (%)	WAM Days to Reset	WAM Days to Final	Daily Dividend
10/01	0.81	0.59	0.79	56	71	0.000022046415
10/02	0.81	0.59	0.80	56	71	0.000022046415
10/03	0.80	0.60	0.80	56	70	0.000022015022
10/04	0.82	0.60	0.80	55	69	0.000022322171
10/05	0.81	0.60	0.81	54	68	0.000022099551
10/06	0.81	0.60	0.81	56	69	0.000022278331
10/07	0.81	0.60	0.81	55	68	0.000022215818
10/08	0.81	0.60	0.81	55	68	0.000022215818
10/09	0.81	0.60	0.81	55	68	0.000022215818
10/10	0.81	0.60	0.81	55	68	0.000022215817
10/11	0.81	0.60	0.81	54	66	0.000022188488
10/12	0.82	0.60	0.81	57	68	0.000022541580
10/13	0.82	0.60	0.81	57	69	0.000022540424
10/14	0.83	0.60	0.82	56	68	0.000022780466
10/15	0.83	0.60	0.82	56	68	0.000022780466
10/16	0.83	0.61	0.82	56	68	0.000022780466
10/17	0.84	0.61	0.83	55	66	0.000022891285
10/18	0.84	0.61	0.83	57	67	0.000022997923
10/19	0.84	0.61	0.83	57	68	0.000023121666
10/20	0.85	0.61	0.84	58	69	0.000023209330
10/21	0.84	0.61	0.84	58	69	0.000023114715
10/22	0.84	0.61	0.84	58	69	0.000023114715
10/23	0.84	0.61	0.84	58	69	0.000023114715
10/24	0.84	0.61	0.84	57	68	0.000022980950
10/25	0.82	0.61	0.84	56	67	0.000022434540
10/26	0.83	0.61	0.84	57	68	0.000022653265
10/27	0.83	0.61	0.84	57	67	0.000022706956
10/28	0.83	0.61	0.83	58	68	0.000022826575
10/29	0.83	0.62	0.83	58	68	0.000022826575
10/30	0.83	0.62	0.83	58	68	0.000022826575
10/31	0.83	0.62	0.83	58	67	0.000022714847

Rates Disclaimer (<https://www.texasclass.com/rates-disclaimer>)

TEXAS COOPERATIVE LIQUID ASSETS SECURITIES SYSTEM

RATE HISTORY

Texas CLASS Rate History						
November 2016						
Date	Daily Rate	YTD Yield (%)	7-Day Yield (%)	WAM Days to Reset	WAM Days to Final	Daily Dividend
11/01	0.83	0.62	0.83	58	68	0.000022812137
11/02	0.83	0.62	0.83	58	67	0.000022674116
11/03	0.83	0.62	0.83	59	67	0.000022794453
11/04	0.82	0.62	0.83	58	66	0.000022574075
11/05	0.82	0.62	0.83	58	66	0.000022574075
11/06	0.82	0.62	0.83	58	66	0.000022574075
11/07	0.82	0.62	0.83	57	66	0.000022391188
11/08	0.82	0.62	0.82	58	70	0.000022446337
11/09	0.82	0.62	0.82	57	71	0.000022376477
11/10	0.82	0.62	0.82	57	73	0.000022449749
11/11	0.82	0.62	0.82	57	73	0.000022449749
11/12	0.82	0.62	0.82	57	73	0.000022449749
11/13	0.82	0.63	0.82	57	73	0.000022449749
11/14	0.83	0.63	0.82	56	71	0.000022699339
11/15	0.83	0.63	0.82	58	72	0.000022819076
11/16	0.83	0.63	0.83	57	72	0.000022848553
11/17	0.84	0.63	0.83	58	74	0.000022985521
11/18	0.85	0.63	0.83	59	76	0.000023397624
11/19	0.85	0.63	0.84	59	76	0.000023397624
11/20	0.85	0.63	0.84	59	76	0.000023397624
11/21	0.85	0.63	0.85	57	74	0.000023248008
11/22	0.85	0.63	0.85	56	73	0.000023209975
11/23	0.85	0.63	0.85	55	72	0.000023177064
11/24	0.85	0.63	0.85	55	72	0.000023177063
11/25	0.84	0.63	0.85	53	69	0.000022918653
11/26	0.84	0.63	0.85	53	69	0.000022918653
11/27	0.84	0.63	0.84	53	69	0.000022918653
11/28	0.83	0.64	0.84	50	68	0.000022819161
11/29	0.84	0.64	0.84	53	70	0.000023097394
11/30	0.84	0.64	0.84	52	70	0.000023115610

Rates Disclaimer (<https://www.texasclass.com/rates-disclaimer>)

TEXAS COOPERATIVE LIQUID ASSETS SECURITIES SYSTEM

RATE HISTORY

Texas CLASS Rate History						
December 2016						
Date	Daily Rate	YTD Yield (%)	7-Day Yield (%)	WAM Days to Reset	WAM Days to Final	Daily Dividend
12/01	0.85	0.64	0.84	55	75	0.000023296519
12/02	0.85	0.64	0.84	54	75	0.000023338097
12/03	0.85	0.64	0.84	54	75	0.000023338097
12/04	0.85	0.64	0.85	54	75	0.000023338096
12/05	0.86	0.64	0.85	53	73	0.000023521688
12/06	0.86	0.64	0.85	55	77	0.000023515941
12/07	0.87	0.64	0.86	55	77	0.000023693722
12/08	0.87	0.64	0.86	57	78	0.000023702018
12/09	0.86	0.64	0.86	56	78	0.000023662601
12/10	0.86	0.64	0.86	56	78	0.000023662601
12/11	0.86	0.64	0.86	56	78	0.000023662601
12/12	0.87	0.64	0.86	56	78	0.000023847269
12/13	0.88	0.64	0.87	56	80	0.000024145828
12/14	0.88	0.65	0.87	56	80	0.000024087149
12/15	0.90	0.65	0.87	57	81	0.000024519608
12/16	0.90	0.65	0.88	57	81	0.000024515877
12/17	0.90	0.65	0.88	57	81	0.000024515876
12/18	0.90	0.65	0.88	57	81	0.000024515876
12/19	0.90	0.65	0.89	54	77	0.000024625998
12/20	0.90	0.65	0.89	53	76	0.000024578227
12/21	0.90	0.65	0.90	53	76	0.000024645301
12/22	0.90	0.65	0.90	52	75	0.000024581082
12/23	0.90	0.65	0.90	53	75	0.000024507175
12/24	0.90	0.65	0.90	53	75	0.000024507175
12/25	0.90	0.65	0.90	53	75	0.000024507175
12/26	0.90	0.65	0.90	53	75	0.000024507175
12/27	0.91	0.65	0.90	49	71	0.000024780969
12/28	0.91	0.66	0.90	50	71	0.000025043842
12/29	0.92	0.66	0.90	51	72	0.000025248110
12/30	0.90	0.66	0.90	50	70	0.000024733664
12/31	0.90	0.66	0.91	50	70	0.000024733664

Rates Disclaimer (<https://www.texasclass.com/rates-disclaimer>)



First Quarter 2016-2017
Potter County

Texas Class Investment Accounts

TEXAS CLASS SUMMARY		OCTIBER THROUGH DECEMBER 31, 2016							
Texas Local Government Investment Pool	Month	Beginning Balance	Total Deposits	Total With-drawals	Month To Date Interest	Year To Date Interest	Average Daily Balance	Month End Balance	Average Monthly Yield
	General Account	OCT	\$ 4,040,871.11	\$ -	\$ -	\$ 2,832.84	\$ 43,609.66	\$ 4,042,370.13	\$ 4,043,703.95
NOC		\$ 4,043,703.95	\$ -	\$ -	\$ 2,771.48	\$ 46,381.14	\$ 4,045,177.65	\$ 4,046,177.65	84.00%
DEC		\$ 4,046,475.43	\$ 3,000,000.00	\$ -	\$ 3,334.72	\$ 49,715.86	\$ 4,435,196.74	\$ 7,049,810.15	89.00%
Insurance Fund	OCT	\$ 752,361.58	\$ -	\$ -	\$ 527.43	\$ 2,889.01	\$ 752,640.67	\$ 752,889.01	83.00%
	NOV	\$ 752,889.01	\$ -	\$ -	\$ 516.02	\$ 3,405.03	\$ 753,163.40	\$ 753,405.03	84.00%
	DEC	\$ 753,405.03	\$ -	\$ -	\$ 565.15	\$ 3,970.18	\$ 753,702.54	\$ 753,970.18	89.00%
Sheriff's Admin	OCT	\$ 19,574,109.31	\$ -	\$ 75,000.00	\$ 13,678.09	\$ 87,787.40	\$ 19,518,447.26	\$ 19,512,787.40	83.00%
	NOV	\$ 19,512,787.40	\$ -	\$ -	\$ 13,373.67	\$ 101,161.07	\$ 19,519,898.65	\$ 19,526,161.07	84.00%
	DEC	\$ 19,526,161.07	\$ -	\$ 100,000.00	\$ 14,598.26	\$ 115,759.33	\$ 19,469,338.40	\$ 19,440,759.33	89.00%

22

AMARILLO NATIONAL BANK

Certificate of Deposit Account Registry Services (CDARS)



1st QUARTER 2016-2017

October through December, 2016

First Quarter 2016-2017
Potter County
Certificate of Deposit Investment Accounts

AMARILLO NATIONAL BANK - CERTIFICATE OF DEPOSIT ACCOUNT REGISTRY SERVICE (CDARS)

CERTIFICATE OF DEPOSIT ACCOUNT REGISTRY SERV.							
Certificate of Deposit General		Principal Amount	Monthly Pledge Report	Interest Rate	Maturity Date	Interest Payment Frequency	Certificate of Deposit Term
	Month						
Potter County General PURCHASED 03/31/16	DEC	\$ 5,000,000.00	FDIC	0.65%	30-Mar-17	At Maturity	52-Week Public Fund CD

Amarillo National Bank
P.O. Box 1
Amarillo, TX 79105

POTTER COUNTY
900 S. POLK, SUITE 701
AMARILLO, TX 79101

Date 03/31/16
Account [REDACTED]
Page 1 of 1

Subject: New Account Notice

Legal Account Title: POTTER COUNTY

Thank you for purchasing certificate(s) of deposit through Amarillo National Bank. These deposit(s) have been placed by us, as your agent and custodian, through CDARS® with one or more FDIC-insured depository institutions. Per your request, your funds will not be resubmitted for deposit at maturity. There is no grace period after maturity, so please advise us prior to 4:00 PM (local time) two business days before maturity if you wish to amend these instructions. If any of the following information is incorrect, or if you have any questions, please contact us at 806-378-8300 or send an email to cdars@anb.com.

Account ID	[REDACTED]	Principal Amount	5,000,000.00
Effective Date	03/31/16	Interest Rate	0.65%
Maturity Date	03/30/17	Annual Percentage Yield	0.65%
Interest Payment Frequency	AT MATURITY		
Interest Disbursement Type	Credit to Principal		
Maturity Disbursement Type	[REDACTED]		
Product Name	52-WEEK PUBLIC FUND CD		

Your certificate(s) of deposit were issued by the following FDIC-insured depository institution(s):

Bank of America, N. A.	Charlotte, NC	238,500.00
Bank of China	New York, NY	238,500.00
Bank of North Carolina	Thomasville, NC	238,500.00
Bank of the Ozarks	Little Rock, AR	238,500.00
BNC National Bank	Glendale, AZ	238,500.00
BTH Bank NA	Quitman, TX	238,500.00
Crestmark Bank	Troy, MI	238,500.00
CrossFirst Bank	Leawood, KS	238,500.00
Customers Bank	Wyomissing, PA	238,500.00
EverBank	Jacksonville, FL	238,500.00
Independence Bank	Havre, MT	238,500.00
LegacyTexas Bank	Plano, TX	238,500.00
Manufacturers Bank	Los Angeles, CA	238,500.00
Mechanics & Farmers Bank	Durham, NC	238,500.00
Merrick Bank	South Jordan, UT	238,500.00
Morris Bank	Dublin, GA	238,500.00
Paragon Commercial Bank	Raleigh, NC	238,500.00
Southern States Bank	Anniston, AL	238,500.00
St. Louis Bank	Town and Country, MO	230,000.00
TriState Capital Bank	Pittsburgh, PA	238,500.00
Western Alliance Bank	Phoenix, AZ	238,500.00
		<u>5,000,000.00</u>

Below is the depository institution(s) where you do not wish your funds placed, as you indicated at the time you submitted your funds to us for placement through CDARS.

JPMORGAN CHASE BANK
Thank you for your business.

Columbus, OH